



CG | NXTGEN

XL6



XL6

Close your eyes. Imagine a world so well appointed and comfortable that all your dreams, hopes and beliefs are embraced by it wholeheartedly. Now open your eyes and look at the impressive stance and powerful persona of this world. It's born to move you, charm you and leave you truly inspired. This is the world of the XL6.

The exclusive 6-seater from NEXA. It feels just right.



XL SPACE

The spacious and luxurious XL6 is made for your utmost indulgence. Marked with plush leather^ captain seats, it comes wrapped in all-black interiors with an added elegance of premium stone-finish garnish. The seating is designed to ensure maximum comfort for every passenger with ample space and amenities. This is a world that pampers your every sense to make you feel just right.

^Some parts of the leather appointed upholstery will contain man-made material.



| SMARTPLAY STUDIO

1 The Smartplay Studio allows you to text, call, play music and navigate easily through the city using steering mounted controls, or by simply using your voice*. To add to the fun, there's seamless Smartphone connectivity, so you can enjoy your drive, your way.

| CRUISE CONTROL

2 In the XL6, your drives are more comfortable with the Cruise Control System, which lets you pick any cruising speed over 40km/h.

| AUTOMATIC TRANSMISSION

3 The XL6 makes your journeys more enjoyable with the ease of Automatic Transmission. It's designed to give you a smoother and safer driving experience with enhanced safety features like Electronic Stability Program and Hill Hold Assist.

| SIGNATURE QUAD LED HEADLAMPS

4 Dazzle the world with the brilliance of the all-white quad LED headlamps on the XL6. Its four reflector chambers paired with LED DRLs on each lamp result in bright and focused lighting, making the XL6 a true style icon.

| SMART HYBRID TECHNOLOGY

5 The XL6 is powered by the new K15 petrol engine with the Progressive Next Generation Smart Hybrid Technology. Its Integrated Starter Generator, paired with a Lithium-ion and a Lead Acid Battery, helps in regenerating braking energy and provides torque assist to the engine during acceleration. In all, this technology makes sure you get an enhanced driving experience with the XL6.



*Application features and displays may vary depending on different operating system or Smartphone devices being used.

Avoid using the phone while driving for your safety.

smart **HYBRID**

TECHNICAL SPECIFICATIONS	
DIMENSIONS	
Length (mm)	4445
Width (mm)	1775
Height (mm)	1700
Wheelbase (mm)	2740
Turning Radius (m)	5.2
Seating Capacity	6
Boot Space (L)	209* (All 3 Rows Up), 550* (3 rd Row Folded) & 692* (2 nd Row and 3 rd Row Folded)
ENGINE	
Engine Type	K15B SMART HYBRID
Fuel Type	Petrol
Capacity (cc)	1462
Fuel Efficiency (km/l)**	19.01 (MT) / 17.99 (AT)
Compression Ratio	(10.5 ± 0.3):1
Bore x Stroke (mm)	74.0 x 85.0
Power (kW @ RPM)	77/6000
Torque (Nm @ RPM)	138/4400
Emission Type	BS VI
Fuel Tank Capacity (L)	45
Idle Start Stop	✓
Brake Energy Regeneration	✓
Torque Assist During Acceleration	✓
DRIVE & TRANSMISSION	
Drive	2WD, FF
Transmission	5 MT/4 AT
BRAKES	
Front	Ventilated Disc
Rear	Leading & Trailing Drum
SUSPENSION	
Front	MacPherson Strut & Coil Spring
Rear	Torsion Beam & Coil Spring
TYRE	
Tyre Size ^{***}	185/65 R15
WEIGHTS	
Kerb Weight (kg)	1180 (MT), 1190 (AT)
Gross Vehicle Weight (kg)	1730 (MT), 1740 (AT)







FEATURE LIST		
EXTERIOR	Zeta/Zeta AT	Alpha/Alpha AT
Quad Chamber LED Reflector Headlamps	✓	✓
Integrated LED Daytime Running Lamps (DRL)	✓	✓
3D LED Tail Lamps with Light Guide	✓	✓
Front Grille with Sweeping Cross-Bar Chrome Garnish	✓	✓
Front and Rear Skid Plate with Side Claddings	✓	✓
Roof Rails	✓	✓
Back Door Chrome Garnish	✓	✓
Chrome Plated Door Handles	✓	✓
Glossy Black Alloy Wheels	✓	✓
Glossy Black Outside Mirrors with Integrated Turn Signal Lamp	✓	✓
INTERIORS		
Leather Wrapped Steering Wheel	—	✓
Leather Seats	—	✓
Sun Visor Vanity Mirror Illumination	—	✓
All-black Sporty Interiors	✓	✓
Stone-finish Garnish with Silver Accents	✓	✓
Height Adjustable Driver Seat	✓	✓
2 nd Row Captain Seats with One-touch Recline and Slide	✓	✓
3 rd Row Seats with 50:50 Split and Recline	✓	✓
Sliding Armrest with Utility Box (Front Row)	✓	✓
2 nd Row Individual Armrests	✓	✓
Adjustable Headrests in Front Row, 2 nd Row and 3 rd Row	✓	✓
Chrome Finish Inside Door Handles	✓	✓
Split Type Luggage Board	✓	✓
Overhead Console with Map Lamp and Sunglass Holder	✓	✓
Soft Touch Premium Roof Lining	✓	✓
INSTRUMENT CLUSTER		
MID with Coloured TFT	✓	✓
Gear Shift Indicator	✓ (MT Only)	✓ (MT Only)

FEATURE LIST		
	Zeta/Zeta AT	Alpha/Alpha AT
Eco Drive Illumination	✓	✓
Digital Clock	✓	✓
Outside Temperature Gauge	✓	✓
Fuel Consumption (Instantaneous and Avg)	✓	✓
Distance to Empty	✓	✓
Headlamp On Warning	✓	✓
Door Ajar Warning Lamp	✓	✓
COMFORT & CONVENIENCE		
Auto Headlamps with Follow me Home and Lead me to Vehicle	—	✓
Engine Push Start/Stop with Smart Key	✓	✓
Auto AC	✓	✓
2 nd Row Manually Adjustable AC	✓	✓
Bottle Holders (In Each Row)	✓	✓
Air Cooled Twin Cup Holder (Console)	✓	✓
Remote Keyless Entry	✓	✓
Cruise Control	✓	✓
Accessory Socket with Smartphone Storage Space (Front Row and 2 nd Row)	✓	✓
Accessory Socket 3 rd Row	✓	✓
Front/Rear Power Windows	✓	✓
Auto-up/down Power Window (Driver)	✓	✓
Day & Night Adjustable IRVM	✓	✓
Power & Tilt Steering	✓	✓
Electrically Adjustable ORVM	✓	✓
Electrically Foldable ORVM	✓	✓ (Key Sync)
Cabin Lamp	✓	✓
INFOTAINMENT SYSTEM		
17.8 cm Touchscreen Smartplay Studio	✓	✓
Voice Command System	✓	✓
Bluetooth Connectivity	✓	✓
Speakers + Tweeters (4 + 2 Nos.)	✓	✓
USB and AUX Connectivity	✓	✓
Steering Mounted Audio and Calling Controls	✓	✓
Navigation System with Live Traffic Update (Through Smartplay Studio App)	✓	✓
Remote Control (Through Smartplay Studio App)	✓	✓
SAFETY & SECURITY		
Reverse Parking Camera	—	✓
Reverse Parking Sensors	✓	✓
Dual Airbags	✓	✓
ABS with EBD and Brake Assist	✓	✓
Engine Immobilizer	✓	✓
Electronic Stability Program with Hill Hold	✓ (AT Only)	✓ (AT Only)
ISOFIX Child Seat Anchorages (2 nd Row Seats)	✓	✓
Seat Belt Pre-tensioner with Force Limiters (Dr.+Co-Dr.)	✓	✓
Seat Belt Reminder Lamp with Buzzer (Dr.+Co-Dr.)	✓	✓
Front Seat Belt Height Adjuster	✓	✓
Pinch Guard Power Window (Driver)	✓	✓
High Speed Alert System [†]	✓	✓
Speed Sensitive Auto Door Lock	✓	✓
Security Alarm	✓	✓
Central Locking	✓	✓
LED Front Fog Lamps	✓	✓
LED High Mount Stop Lamp	✓	✓
Rear Wiper & Washer	✓	✓
Rear Defogger	✓	✓
Dual Horn	✓	✓

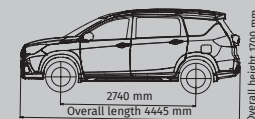
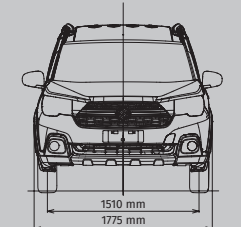
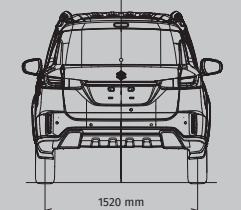
LEGEND: (✓) Available, (—) Not Available.

Appearance of black glass is due to lighting effect. *VDA Method. **Fuel efficiency as certified by test agency under Rule 115 of CMVR 1989. †The speed alert system gives an audible warning for over speeding to the driver. When vehicle speed exceeds about 80km/h, primary level warning will beep twice every minute. When the vehicle speed exceeds about 120 km/h, secondary level warning will beep continuously. If the vehicle speed is slowed down to about 118 km/h, primary warning will resume. If the vehicle is slowed down to about 78 km/h, speed alert warning will stop. This buzzer does not indicate any malfunction in vehicle. ‡Spare wheel material is steel & spare tyre size is 185/65 R15. Images used are for illustration purposes.

NEXA Safety Shield Standard Across All Variants	<ul style="list-style-type: none"> ■ SUZUKI-TECT BODY ■ DUAL FRONT AIRBAGS ■ ABS WITH EBD ■ SEAT BELT PRE-TENSIONERS WITH FORCE LIMITERS 	<ul style="list-style-type: none"> ■ ISOFIX CHILD SEAT ANCHORAGES ■ PEDESTRIAN PROTECTION COMPLIANT ■ FULL FRONTAL IMPACT COMPLIANT, FRONTAL OFFSET COMPLIANT, SIDE IMPACT COMPLIANT
---	--	---

AVAILABLE COLOURS	
	NEXA Blue
	Brave Khaki
	Auburn Red
	Magma Grey
	Premium Silver
	Arctic White

Maruti Suzuki India Limited reserves the right to change, without notice, price, colours, equipment specifications, and models and also to discontinue models and/or replace any part or accessory with any other product. Accessories and features shown in the pictures may not be a part of standard equipment and will differ according to the variant. Car colour may vary due to printing on paper. Any offers made will be subject to availability of the product. For more details, contact your nearest NEXA dealership.



Overall height 1700 mm